

# *Thunder Scientific Corporation*



## *Model 2500*

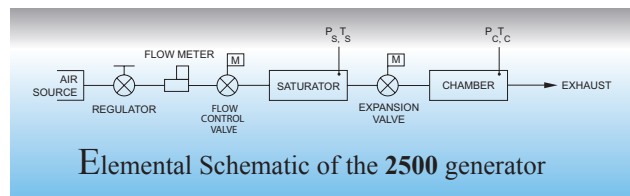
*Benchtop / Mobile "Two-Pressure"  
Humidity Generator*



in a variety of user selectable pressure, temperature, and flow units. Some of these are °C, °F, psi, "Hg, Tor, mbar, kPa, L/min, L/hr, cfm and cfh. Humidity is calculated and displayed in percent relative humidity (%RH). The asterisk in the left most column indicates the active humidity control parameter. The "SetPnt" column lists control setpoints and the "Actual" column lists all of the measured data and calculated parameters of the generator.

**Temperature Control:** The system utilizes a fluid jacketed test chamber for extremely stable temperature control. Temperature setpoint control is attained by controlling the temperature of the circulating fluid medium that jackets the test chamber and associated humidity generation components. Chamber and saturation temperatures are governed by this medium and are digitally controlled by the computer at any value between 0 °C and 70 °C using PID (proportional-integral-derivative) algorithms.

**Pressure And Flow Control:** Pressure control and mass flow control are accomplished through computer actuation of electromechanical valve assemblies. Pressure and flow are measured continuously and controlled using PID algorithms similar to those employed in temperature control.



Elemental Schematic of the 2500 generator

**Calibration:** The 2500 humidity generator employs an integral programmatic calibration scheme allowing the temperature and pressure transducers to be calibrated while they are electrically connected to the humidity generator.

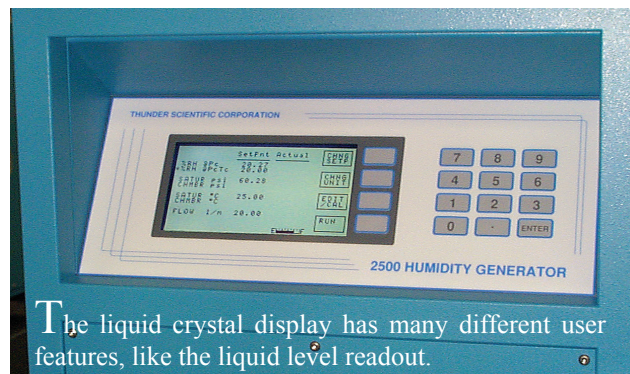
	Count	Deg C	
*Satur Temp	1180	23.41	LOW TEMP
*PrSat Temp	1165	23.12	MID TEMP
*Chamb Temp	1173	23.20	HIGH TEMP
*Refer Temp	1155	23.98	EXIT
		1364	QUIT

LOW	MID	HIGH
0	35	70

Calibration Display

Coefficients for each transducer are calculated by the computer and stored in the system's nonvolatile memory until the next calibration is performed.



The liquid crystal display has many different user features, like the liquid level readout.

## APPLICATIONS

The fluid jacketed test chamber can accommodate humidity sensors, hygrothermographs, chilled mirror hygrometers, and various material samples for environmental testing.



Virtually any humidity and temperature point may be generated, for any length of time, within the operational limits of the generator. The output of the device under test may then be compared with the generator's printed data for analysis.

**Humidity Sensors And Chart Recorders:** Insert humidity probes through the two inch port in the side of the chamber or place hygrothermographs into the chamber and you can: determine humidity calibration accuracy and characterize humidity sensitivity by subjecting the sensing system to a variety of humidity levels; perform operational checks such as the sensing systems capability to correctly calculate and display other humidity parameters; determine the repeatability, stability, hysteresis, and drift characteristics of various humidity sensing systems.

**Chilled Mirror Hygrometers:** Install the actual chilled mirror head into the chamber or insert a sample tube through the test port and draw a sample through the chilled mirror head and you can: verify mirror temperature measurement accuracy (calibration) when the hygrometer is in thermal equilibrium with its environment; perform operational checks of the heat pump and optical components before and after mirror cleaning and balancing; determine whether the hygrometer is controlling the mirror deposit in the liquid phase or ice phase when operating at dew and frost points below 0°C; determine if the hygrometer is correctly calculating other humidity parameters; determine the hygrometer's repeatability, stability, and drift characteristics.

**Environmental Testing:** The 2500 can serve as a test bed for evaluation and R&D of humidity sensors, humidity sensing systems, and humidity sensitive products, e.g., polymers, composites, film, magnetic medium, blood gas analysis, pharmaceuticals, soil hydrology, consumables, electronics, optics, etc. Depending on the temperature and humidity being generated, the 2500 may operate continuously from hours to months. With continuous generation of a nominal 50 %RH at 21°C, the reservoir will last about two weeks between refills.

# Model 2500 Benchtop / Mobile "Two-Pressure" Humidity Generator

## SPECIFICATIONS

Relative Humidity Range:	10 to 95%
Relative Humidity Uncertainty @ P <sub>c</sub> T <sub>c</sub> : <sup>1</sup>	0.5%
Chamber Fluid Temperature Range:	0 to 70 °C
Chamber Temperature Uniformity: <sup>2</sup>	0.1 °C
Chamber /Saturation Temperature Uncertainty: <sup>1</sup>	0.06 °C
Pre-Saturator/Expansion Valve Temperature Uncertainty: <sup>1</sup>	0.20 °C
Chamber Pressure Range:	Ambient
Chamber Pressure Uncertainty: <sup>1</sup>	0.15% FS
Display Resolution:	0.01
Gas Flow Rate Range:	5 to 20 L/min
Gas Flow Rate Resolution:	0.02 L/min
Gas Flow Rate Uncertainty: <sup>1</sup>	2% FS
Gas Type:	Air or Nitrogen
Gas Pressure Rating (MAWP):	175 psiG
Heating/Cooling Rate:	2.5 Minutes Per °C Average
Chamber Window:	6" x 6" (152 mm x 152 mm)
Physical Dimensions: ...	22" H x 36" W x 23" D (559 mm x 914 mm x 584 mm)
Chamber Dimensions: ...	15" H x 15" W x 12" D (381 mm x 381 mm x 305 mm)
Generator Weight (Net):	270 Lbs. (Kg 122)
Access Port:	Table A

## UTILITIES

Electrical Power:	210-240 V~, 8 A, 60 Hz
(Optional)	200-230 V~, 8 A, 50 Hz
Air Compressor:	100/120 V~, 15 A, 50/60 Hz
(Optional)	200/240 V~, 10 A, 50/60 Hz
Air Supply (External):	Clean Oil Free Instrument Air
	@ 175 psiG & 20 L/min

## ENVIRONMENTAL

Operating Temperature:	15 to 30 °C
Storage Temperature:	0 to 50 °C
Humidity:	5 to 95% RH Non-condensing

**TABLE A**  
Access Port Dimensions

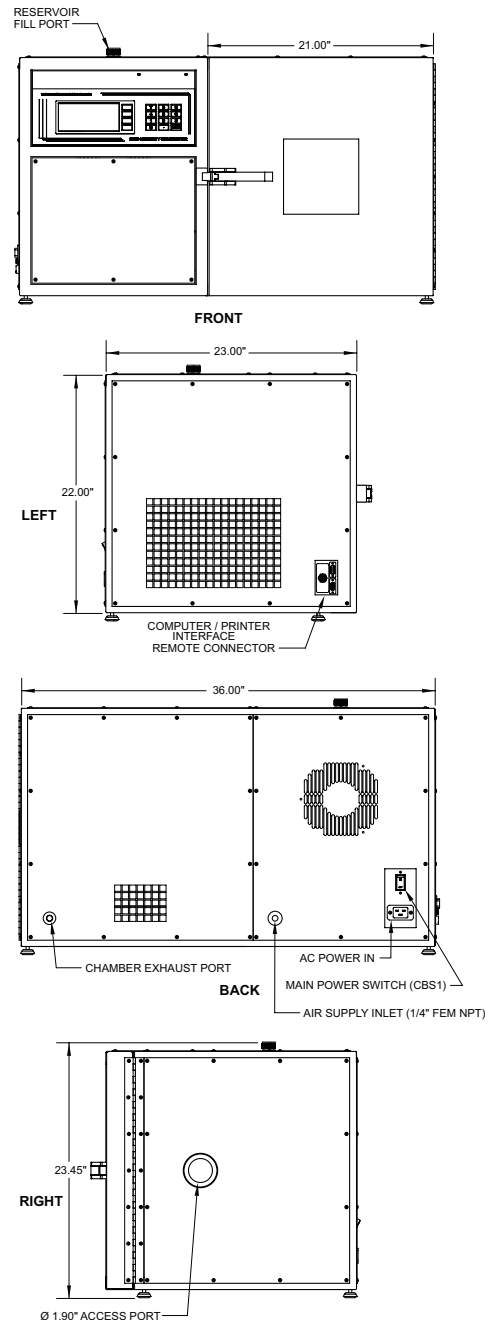
Option	# Ports	Port Diameter	Location
Standard	1	1.9" (48 mm)	Right Side
-TPA	2	1.9" (48 mm)	Right Side
	1	1/4" Swagelok®	Right Side
-LPD	6	1.93" (49 mm)	In Door

Other custom options are available.

<sup>1</sup> Represents an expanded uncertainty using a coverage factor, k=2, at an approximate level of confidence of 95%. Uncertainty for relative humidity is not specified below 0 °C.

<sup>2</sup> When operated at temperatures within 10 °C of room ambient temperature.

<sup>3</sup> Traceable to the International System of Units (SI) through a national metrology institute (NIST) recognized through a CIPM MRA.



**For More Information or to Place an Order Contact:**



**Thunder Scientific®**

623 Wyoming Blvd. SE ✎ Albuquerque, New Mexico 87123-3198  
Ordering: 800.872.7728 ✎ Tel: 505.265.8701 ✎ FAX: 505.266.6203

[www.thunderscientific.com](http://www.thunderscientific.com)